

# Technical Data

Model		ICEP-E											ICE					
		008E	011E	015E	022E	027E	034E	041E	055E	065E	080E	100E	120E	150	183	230	310	360
Cooling capacity <sup>1</sup>	kW	7,8	11,1	15,0	21,9	26,6	33,1	40,2	56,3	65	78,3	103,7	120,6	149,2	182,3	228	305,1	359,7
Total abs. power <sup>1</sup>	kW	1,6	2,3	3,6	5,0	5,7	6,7	8,3	12,8	15,3	18,5	24,2	29,8	38,8	48,1	61,7	71,17	87,9
SEPR HT <sup>2</sup>		5,34	5,40	5,01	5,50	5,20	5,60	5,33	5,06	5,10	5,20	5,10	5,02	5,35	5,04	5,02	5,51	5,73
Cooling capacity <sup>3</sup>	kW	4,5	6,5	8,8	12,7	14,9	18,2	22,6	32,0	36,9	44,8	60,4	72,1	85,3	104,2	130,2	180,5	205,7
Tota abs. power <sup>3</sup>	kW	1,6	2,4	3,7	5,0	6,0	7,3	9,0	13,7	16,0	19,3	24,7	29,0	32,5	41,4	55,1	63,4	83,2
Power Supply	V/ph/Hz	400/3/50											400/3/50					
Protection index		IP54											IP54					
Refrigerant		R513A											R407C					

## Compressor

Type		hermetic scroll											hermetic scroll					
Compressors/circuit		1/1					2/1			2/2			4/2					
Max.abs.power (1 compressor)	kW	2,5	3,5	5,4	6,5	8,7	10,8	11,3	10,8	11,3	13,1	17,9	22,1	11,1	13,7	16,8	23,3	28,7

## Axial fans

Quantity	no.	1			2				3				2		3	4		
Max.abs. power (1 fan)	kW	0,23	0,23	0,46	0,46	0,46	0,77	0,77	0,77	0,77	0,77	0,77	0,77	2	2	2	2	2
Air flow	m <sup>3</sup> /h	3325	3325	5028	7823	10865	17337	17057	17057	17110	26832	26082	26082	47000	46000	66000	88000	88000

## Pump P15

Type		Centrifugal											Centrifugal				On Request		
Max.abs.power	kW	0,7	0,7	0,7	0,7	0,9	0,9	0,9	1,0	1,0	1,4	1,4	1,4	1,5	1,5	2,2			
Water flow (nom./max) <sup>1</sup>	m <sup>3</sup> /h	1,3/5,4	1,9/5,4	2,6/5,4	3,8/5,4	4,6/10,8	5,7/10,8	6,9/10,8	9,7/18	11,2/18	13,6/24,3	17,8/24,3	20,7/24,3	25/44	30/44	39/48			
Head pressure (nom./max) <sup>1</sup>	m H <sub>2</sub> O	20/15	19/15	18,8/15	17/15	19/12,5	17,8/12,5	16/12,5	15,7/10,4	15/10,4	14,7/9,2	13/9,2	11,5/9,2	12/6	10/6	14/8			

## Weights and Dimensions

Width	mm	756	756	756	756	756	856	856	856	856	1050	1050	1050	1287	1287	1287	1500	1500
Depth	mm	806	806	806	1206	1206	1956	1956	1956	1956	2500	2500	2500	3000	3000	3260	4200	4200
Height	mm	1430	1430	1430	1430	1430	1680	1680	1680	1680	2012	2012	2012	2298	2298	2298	2240	2240
Connections in/out	in	¾"	¾"	¾"	1"	1"	1½"	1½"	1½"	1½"	2"	2"	2"	2½"	2½"	2½"	4"	4"
Tank capacity	l	65	65	65	100	100	200	200	200	200	400	400	400	1000	1000	1000	400	400
Weight (axial) <sup>4</sup>	kg	165	175	180	235	250	485	510	580	595	875	1010	1030	1500	1800	2100	2900	2900

## Noise level

Sound pressure (axial) <sup>5</sup>	dB(A)	50	50	51	52	52	53	54	55	55	58	59	59	62	62	64	65	65
-------------------------------------	-------	----	----	----	----	----	----	----	----	----	----	----	----	----	----	----	----	----

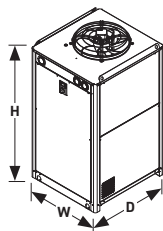
1) At water in/out temperature 20/15°C, glycol 0%, either 25°C ambient temperature.

2) Value calculated in accordance with the European regulation (EU) 2016/2281 with regards to Ecodesign requirements for high temperature process chillers

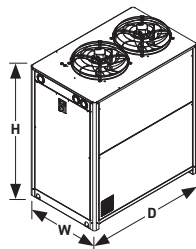
3) At water in/out temperature 5/1°C, glycol 10%, ambient temperature 35°C.

4) Includes refrigerant charge and pallet (version without options and accessories).

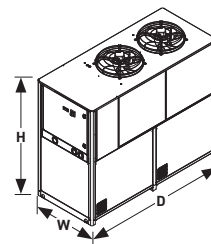
5) Sound pressure: average value obtained in free field on a reflective surface at a distance of 10 m from the condensate side of the machine and at a height of 1.6 m from the unit support base. Values with tolerance ± 2 dB. The sound levels refer to operation of the unit under full load in nominal conditions.



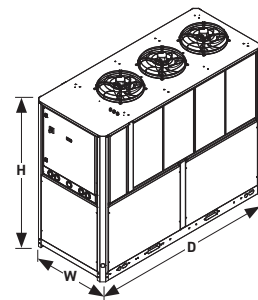
ICEP 008-011-015E



ICEP 022-027E



ICEP 034-041-055-065E



ICEP 080-100-120E